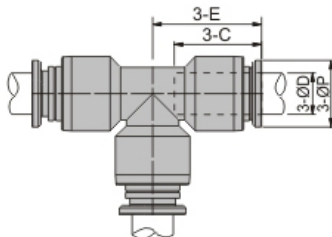


標準接頭 (黑) Tube Fitting (Black)

PE

聯管T型
Union Tee



\$P02

3D CAD

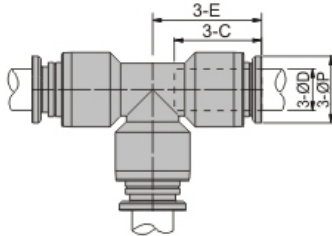
2D CAD

單位(Unit): m/m

Model 型式	Tube dia. ØD 管外徑	E	C	ØP	Mass(g) 重量	Orifice 流量孔徑
PE4	4	15.4	12.5	8	3.8	4.1
PE6	6	16.3	13.1	10	6.4	6.1
PE8	8	23	18.8	13.6	12.4	8.2
PE10	10	26.2	19.6	16.7	20.8	10.3
PE12	12	30.1	22.5	19.6	29	12.2

**PE
NI**

聯管T型
Union Tee



\$P02

3D CAD

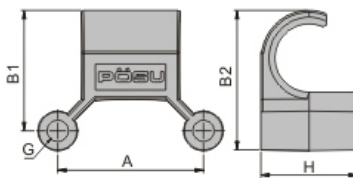
2D CAD

單位(Unit): m/m

Model 型式	Tube dia. ØD 管外徑	E	C	ØP	Mass(g) 重量	Orifice 流量孔徑
PE4-NI	4	14	13.8	8	4.7	4.1
PE6-NI	6	17.7	14.4	10	7.2	6.1
PE8-NI	8	21.6	20.1	13.6	14.7	8.2
PE10-NI	10	24.8	20.9	16.7	24.6	10.3
PE12-NI	12	28.7	23.8	19.6	36.4	12.2

EB

T型固定架
T Bracket



\$P03

3D CAD

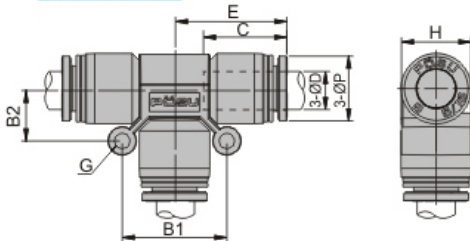
2D CAD

單位(Unit): m/m

Model 型式	A	B1	B2	G	H
EB4	15.5	12	15	3	8.4
EB6	18	14.5	17.5	3	10.4
EB8	22	18.2	21.2	3	14.6
EB10	26	21.4	25	3	17.6
EB12	28.5	23.9	27.4	3	20.3

PE+EB

聯管T型(含固定架)
Union Tee + Bracket



\$P03

3D CAD

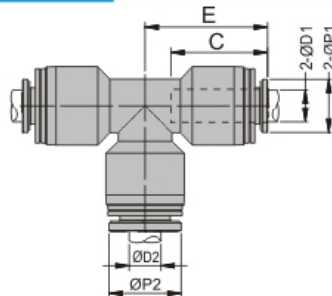
2D CAD

單位(Unit): m/m

Model 型式	Tube dia. ØD 管外徑	ØP	C	E	B1	B2	G	H
PE4+EB4	4	8	13.2	15.9	15.5	7.7	3	9.2
PE6+EB6	6	10	13.9	17.7	18	9	3	10.4
PE8+EB8	8	13.6	18.8	23.5	22	11	3	14.7
PE10+EB10	10	16.7	20.7	26.8	26	12.9	3	18.2
PE12+EB12	12	19.6	23.5	31.4	28.5	14.2	3	21.5

PEG

異徑聯管T型
Different Diam. Union Tee



\$P02

3D CAD

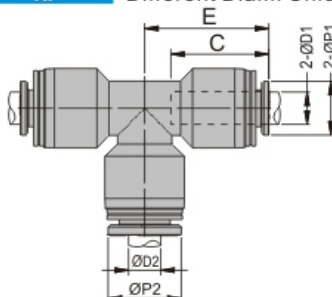
2D CAD

單位(Unit): m/m

Model 型式	Tube dia. ØD1 管外徑	Tube dia. ØD2 管外徑	E	C	ØP1	ØP2	Orifice 流量孔徑
PEG6-4	4	6	15.4	12.5	8	10	3
PEG8-6	6	8	16.3	13.1	10	13.6	4.5
PEG10-8	8	10	23	18.8	13.6	16.7	6
PEG12-10	10	12	26.2	19.6	16.7	19.6	8.5

**PEG
NI**

異徑聯管T型
Different Diam. Union Tee



\$P02

3D CAD

2D CAD

單位(Unit): m/m

Model 型式	Tube dia. ØD1 管外徑	Tube dia. ØD2 管外徑	E	C	ØP1	ØP2	Orifice 流量孔徑
PEG6-4-NI	4	6	15.1	12.2	8	10	3
PEG8-6-NI	6	8	24.9	12.6	10	13.6	4.5
PEG10-8-NI	8	10	23.9	17.8	13.6	16.7	6
PEG12-10-NI	10	12	24.6	18.6	16.7	19.6	8.5

備註 Note NI: 金屬脫離環

NI: Release Ring (Metallic Body)

價格區
標準接頭
調速接頭
金屬調速
逆止閥
關斷型接頭
配管模組
手動閥
塑鋼接頭